

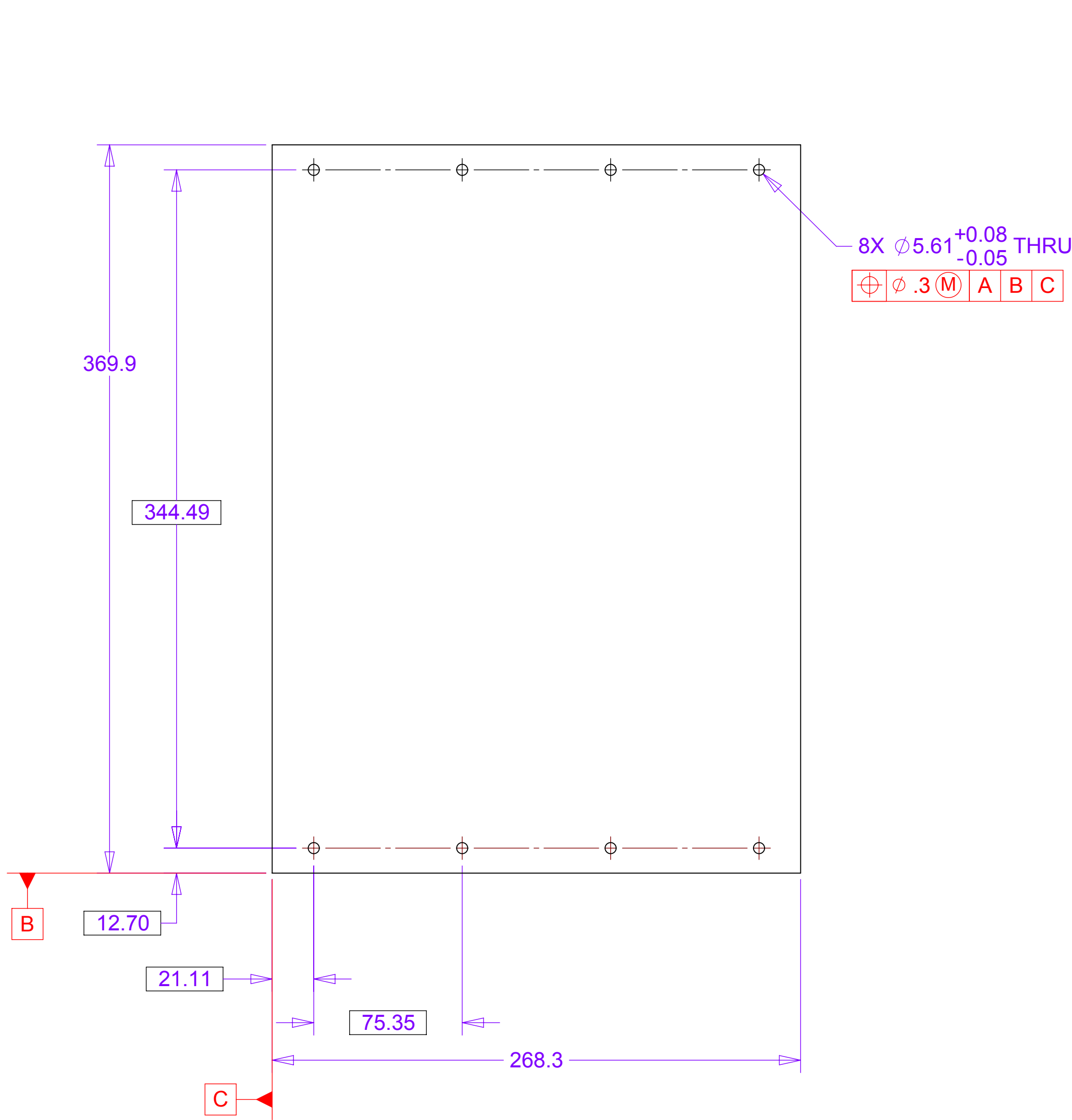


87654321

	REVISIONS		
REV	DESCRIPTION	DATE	APPROVED

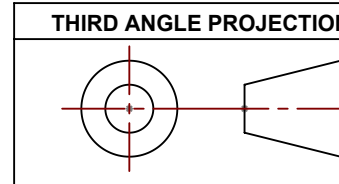


Material: Sheet Aluminum

NOTES: UNLESS OTHER WISE SPECIFIED

1. ALL DIMENSIONS IN MILLIMETERS
2. DIMENSIONS AND TOLERANCING PER ASME Y14.5M-1994
3. SURFACE TEXTURE PER ANSI/ASME B 46.1-1985
4. REMOVE ALL BURRS AND BREAK SHARP EDGES TO A MAXIMUM OF .4
5. ALL INSIDE CORNERS TO BE .4 RADIUS MAX
6. COUNTERSINK 82 DEGREES ALL TAPPED HOLES TO MAJOR DIAMETER
7. COUNTERSINK 82 DEGREES APPROXIMATELY .08/1.5 DEEP ALL DRILLED HOLES
8. PARTS TO BE THOROUGHLY CLEANED TO REMOVE ALL OIL, GREASE, DIRT AND CHIPS
9. PART NUMBER (DRAWING NO., DASH NO., REVISION NO., SERIAL NO.) TO BE CLEARLY MARKED ON THE PACKAGING BAG OR PART ITSELF.

THIS DOCUMENT CONTAINS INFORMATION THAT IS THE PROPRIETARY PROPERTY OF HYTEC, INC. REPRODUCTION, DISCLOSURE, OR RELEASE TO OTHERS, MANUALLY OR ELECTRONICALLY, IS STRICTLY PROHIBITED WITHOUT THE PRIOR WRITTEN CONSENT OF HYTEC, INC.



UNLESS OTHERWISE SPECIFIED: DIMENSIONS ARE IN MILLIMETERS -TOLERANCES-		CAD GENERATED DRAWING, DO NOT MANUALLY UPDATE DO NOT SCALE DRAWING		<div>HYTEC, INC</div>				
DECIMALS X = +/- .5 .X = +/- .1 .XX = +/- .01 .XXX = +/- .001				TITLE <div>PHENIX CENTRAL UPGRADE FVTX SYSTEM STATION ASSEMBLY STAND SIDE COVER PLATE</div>				
FINISH			SIGNATURE	DATE	DWG. NO. <div>111-PHX-01-5236</div>		SIZE <div>D</div>	SHEET NO. <div>1 of 1</div>
		Designer	Roger L. Smith	5/25/2010				
		Drawn	Roger L. Smith	5/25/2010				
		Checked	Walt Sondeheim	5/27/2010				
		Engineer	RJ Ponchione	5/25/2010				
PART NO. <div>111-PHX-01-5236-1</div>			Approved	Walt Sondeheim	5/27/2010	SCALE 1:2		REVISION